












2024044 MP Highveld
WS

Main Draw

1	TSA081834	GC	 [1] Sharania MOODLEY		
2			A1 BYE	[1] Sharania MOODLEY	
3	TSA072671	GC	Liyah TAVARIA		Liyah TAVARIA
4	TSA092434	MPUN	Banhle SHABANGU	Liyah TAVARIA 6-1, 6-2	
5	TSA091712	GC	 [4] Gabriella STEYTLER		[4] Gabriella STEYTLER
6	TSA092209	MPUN	 Enocentia KHAMBULE	[4] Gabriella STEYTLER 6-1, 6-0	
7	TSA051986	GE	 Cara VAN DEVENTER		[4] Gabriella STEYTLER
8	TSA091495	MPUN	 Sonel MARITZ	Sonel MARITZ 6-7, 6-3, 11-9	
9	TSA081905	GC	 Anna LIPCHIN		[4] Gabriella STEYTLER
10	TSA092210	MPUN	 Elandrie NEL	Elandrie NEL 6-4, 2-6, 10-4	
11			BYE		[3] Jané SERFONTEIN
12	TSA092340	GC	A6  [3] Jané SERFONTEIN	[3] Jané SERFONTEIN 6-2, 6-1	
13	TSA092436	MPUN	 Nokwazi Liyanda NGCOBO		[3] Jané SERFONTEIN
14	TSA092537	MPUN	 Juane WELTHAGEN	Nokwazi Liyanda NGCOBO 6-0, 6-0	
15			BYE		[3] Jané SERFONTEIN
16	TSA071056	MPUN	A8  [2] Petra WASSENAAR	[2] Petra WASSENAAR 6-3, 6-0	

Position 3-4

Liyah TAVARIA	
[2] Petra WASSENAAR	[2] Petra WASSENAAR
	7-5, 6-1

Position 5-8

BYE	
C1 Sonel MARITZ	Sonel MARITZ
	Sonel MARITZ
	6-4, 6-0
Elandrie NEL	
Nokwazi Liyanda NGCOBO	Nokwazi Liyanda NGCOBO
	6-1, 6-2

Position 7-8

BYE	
D1 Elandrie NEL	Elandrie NEL

Position 9-16

BYE	
E1 Banhle SHABANGU	Banhle SHABANGU
	Enocentia KHAMBULE
	6-0, 6-0
Enocentia KHAMBULE	
E2 BYE	Enocentia KHAMBULE
	Anna LIPCHIN
	6-0, 6-4
Anna LIPCHIN	
E3 BYE	Anna LIPCHIN
	Anna LIPCHIN
	6-1, 6-2
Juane WELTHAGEN	
E4 BYE	Juane WELTHAGEN

Position 11-12

Banhle SHABANGU

Juane WELTHAGEN

Juane WELTHAGEN
6-3, 6-0

Position 13-16

BYE

G1

BYE

BYE

G3

BYE

G2

BYE

BYE

Position 15-16

BYE

H1

BYE